

LOUISIANA DEPARTMENT OF PUBLIC SAFETY

OFFICE OF STATE POLICE



CONCEALED HANDGUN PERMIT UNIT

ANNUAL LEGISLATIVE REPORT

2007 - 2008

TABLE OF CONTENTS

I.	Introduction	i
II.	Statistics For Original Permits Issued Since Inception	
	Number of Original Permits Issued by Age	1
	Number of Original Permits Issued by Race	2
	Number of Original Permits Issued by Gender	3
	Number of Original Permits Issued by Parish	4
	Number of Original Permits Issued by Zip Code	5
	Number of Permits Suspended	10
	Number of Permits Revoked	14
	Number of Permits Denied	19
III.	Statistics For Renewal Permits Issued Since Inception	
	Number of Renewal Permits Issued by Age	24
	Number of Renewal Permits Issued by Race	25
	Number of Renewal Permits Issued by Gender	26
	Number of Renewal Permits Issued by Parish	27
	Number of Renewal Permits Issued by Zip Code	28
IV.	Statistics For Original Permits Issued Last Year	
	Number of Original Permits Issued by Age	32
	Number of Original Permits Issued by Race	33
	Number of Original Permits Issued by Gender	34
	Number of Original Permits Issued by Parish	35
	Number of Original Permits Issued by Zip Code	36
	Number of Permits Suspended	39
	Number of Permits Revoked	41
	Number of Permits Denied	43
V.	Statistics For Renewal Permits Issued Last Year	
	Number of Renewal Permits Issued by Age	46
	Number of Renewal Permits Issued by Race	47
	Number of Renewal Permits Issued by Gender	48
	Number of Renewal Permits Issued by Parish	49
	Number of Renewal Permits Issued by Zip Code	50

INTRODUCTION

In accordance with L.R.S. 40:1379.3(R)(2), the Office of State Police is providing the following information as a summation of the Concealed Handgun Permit Unit's 2007-2008 Annual Legislative Report. The following report contains statistical information on the number of permits issued, denied, revoked, or suspended and the reasons for such denial, revocation, or suspension to be categorized by age, sex, race, and zip code.

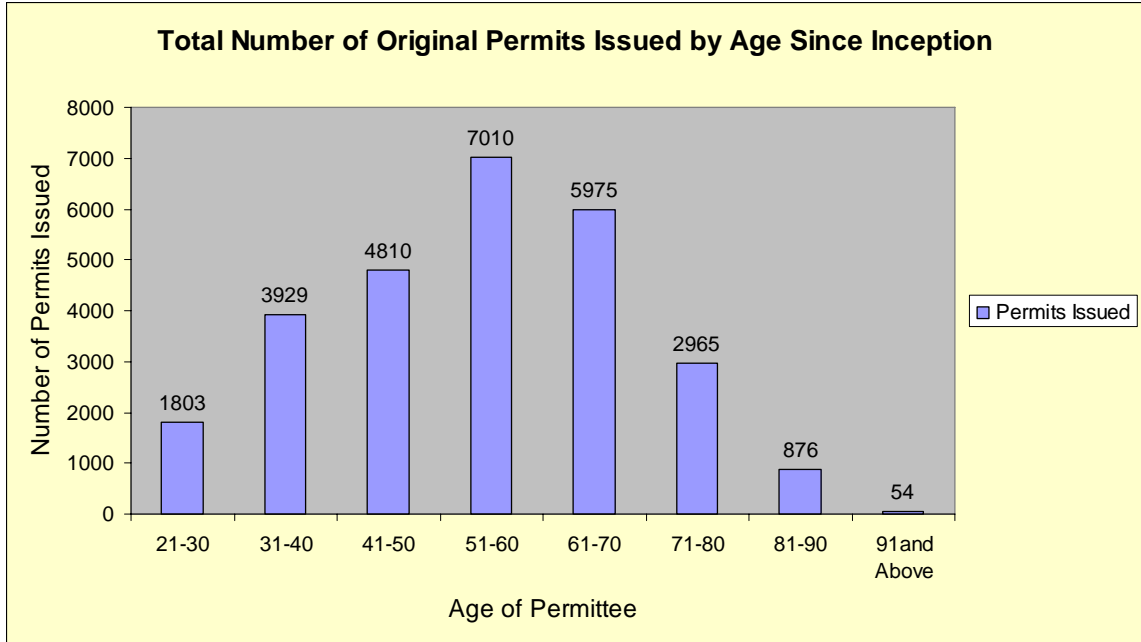
The total number of original permits issued from inception to February 29, 2008 is 27,422. Also during this time period, the Department denied 731 permits, suspended 417 permits, and revoked 259 permits. For last reporting year, March 1, 2007 to February 29, 2008, the Department issued 3,277 original concealed handgun permits. Also, during the same period, the Department denied 80 permits, suspended 51 permits, and revoked 28 permits.

Last year, the Department did not have any documented accidents or deaths involving concealed handgun permittees.

Louisiana Department of Public Safety and Corrections
Office of State Police, Concealed Handgun Permit Unit
PO Box 66375
Baton Rouge, LA 70896-6375
(225) 925-4867
www.lsp.org or www.lsp.org/handguns.html

Statistics For Original Permits Issued Since Inception

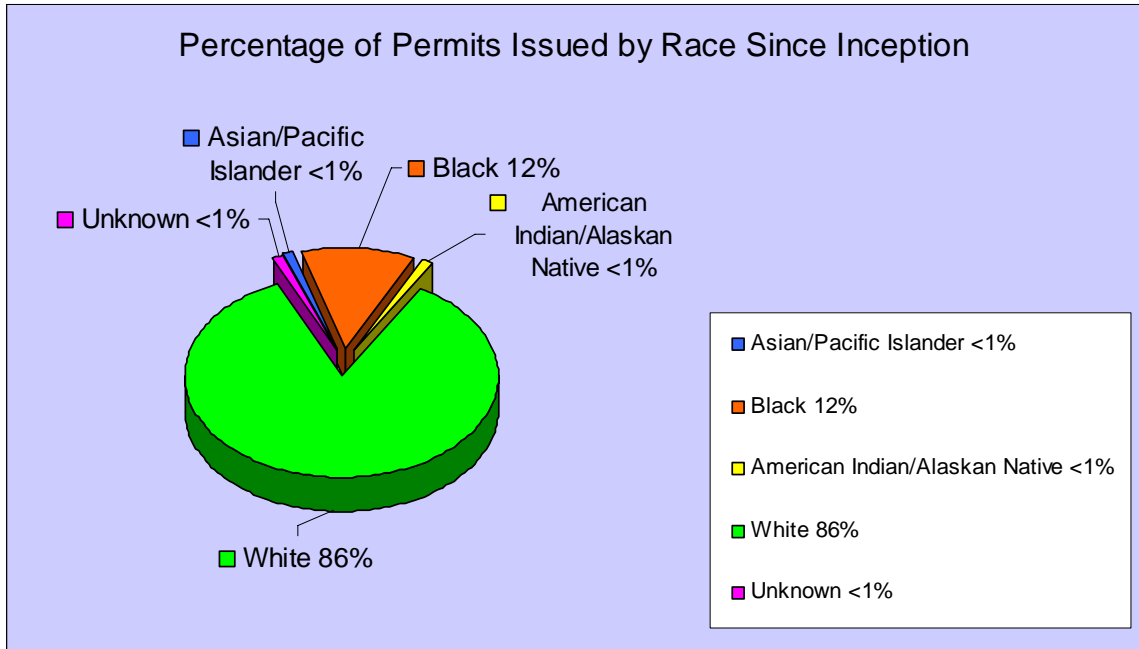
April 19, 1996 to February 29, 2008



Total Number of Original Permits Issued – 27,422

The above chart illustrates the number of original permits issued from inception to February 29, 2008 categorized by age group. Actual numbers are as follows:

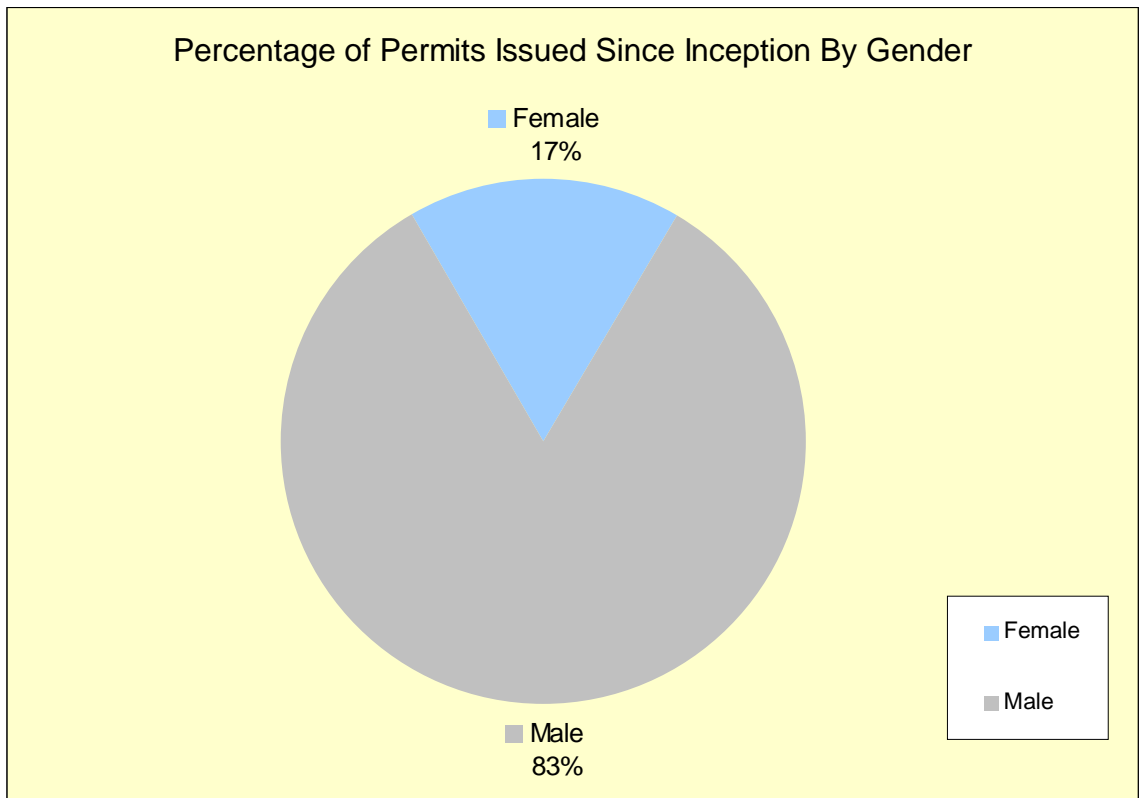
By Age	
21~30	1803
31~40	3929
41~50	4810
51~60	7010
61~70	5975
71~80	2965
81~90	876
91~100	54
Total:	27422



Total Number of Original Permits Issued – 27,422

The above chart illustrates the number of original permits issued from inception to February 29, 2008 categorized by the National Crime Information Center racial classifications. Actual numbers are as follows:

By Race		
Asian/Pacific Islander	215	<1%
Black	3383	12%
American Indian/Alaskan Native	64	<1%
Unknown	174	<1%
White	23586	86%
Total:	27422	100%



Total Number of Original Permits Issued – 27,422

The above chart illustrates the number of original permits issued from inception to February 29, 2008, as categorized by gender. Actual numbers are as follows:

By Gender		
Female	4778	17%
Male	22644	83%
Total:	27422	100%

Total Number of Original Permits Issued Since Inception

By Parish	Issued
ACADIA	195
ALLEN	71
ASCENSION	563
ASSUMPTION	53
AVOUELLES	140
BEAUREGARD	212
BIENVILLE	52
BOSSIER	585
CADDO	1222
CALCASIEU	1384
CALDWELL	65
CAMERON	54
CATAHOULA	40
CLAIBORNE	53
CONCORDIA	45
DE SOTO	81
EAST BATON ROUGE	3240
EAST CARROLL	28
EAST FELICIANA	123
EVANGELINE	90
FRANKLIN	92
GRANT	95
IBERIA	313
IBERVILLE	110
JACKSON	69
JEFFERSON	4369
JEFFERSON DAVIS	117
LAFAYETTE	1201
LAFOURCHE	394
LA SALLE	85
LINCOLN	183
LIVINGSTON	644
MADISON	43

By Parish	Issued
MOREHOUSE	128
NATCHITOCHE	149
ORLEANS	2695
OUACHITA	895
PLAQUEMINES	260
POINTE COUPEE	80
RAPIDES	810
RED RIVER	21
RICHLAND	79
SABINE	67
ST BERNARD	440
ST CHARLES	330
ST HELENA	38
ST JAMES	65
ST JOHN	217
ST LANDRY	331
ST MARTIN	149
ST MARY	193
ST TAMMANY	2169
TANGIPAHOA	573
TENSAS	14
TERREBONNE	366
UNION	126
VERMILION	194
VERNON	342
WASHINGTON	221
WEBSTER	149
WEST BATON ROUGE	108
WEST CARROLL	49
WEST FELICIANA	71
WINN	73
OUT OF STATE	9
Total:	27422

Total Number of Original Permits Issued Since Inception

By Zip Code	
17214	1
20109	1
22407	1
29150	1
30075	1
39470	1
42223	1
65279	1
70000	1
70001	422
70002	209
70003	418
70004	1
70005	340
70006	171
70009	2
70011	2
70017	1
70030	27
70031	11
70032	44
70033	1
70036	10
70037	187
70038	9
70039	5
70040	15
70041	21
70043	235
70044	2
70045	1
70047	101
70049	2
70050	8
70051	5
70052	12

By Zip Code	
70053	131
70054	2
70056	458
70057	15
70058	323
70059	2
70062	93
70063	1
70064	3
70065	483
70067	19
70068	184
70069	4
70070	97
70071	14
70072	538
70073	3
70075	70
70078	1
70079	21
70080	13
70081	2
70082	2
70083	18
70084	19
70085	34
70086	1
70087	41
70090	25
70091	3
70092	49
70094	230
70096	1
70112	18
70113	29
70114	142

By Zip Code	
70115	229
70116	86
70117	150
70118	206
70119	191
70120	1
70121	102
70122	262
70123	368
70124	171
70125	93
70126	228
70127	143
70128	150
70129	86
70130	100
70131	294
70134	1
70135	1
70137	1
70139	1
70140	1
70144	1
70146	1
70147	1
70148	1
70150	1
70151	1
70152	1
70158	1
70166	1
70172	1
70174	2
70179	4
70182	1
70184	1

By Zip Code	
70185	2
70186	1
70187	3
70191	1
70202	1
70292	2
70301	153
70302	1
70303	1
70339	15
70340	1
70341	11
70342	19
70343	20
70344	12
70345	74
70346	31
70349	1
70353	9
70354	31
70355	2
70356	2
70357	10
70358	9
70359	23
70360	119
70361	1
70363	63
70364	94
70372	5
70373	17
70374	38
70377	9
70380	85
70381	4
70390	14

Total Number of Original Permits Issued Since Inception

By Zip Code	
70391	1
70392	34
70394	58
70395	30
70397	3
70401	94
70403	125
70408	1
70420	63
70422	53
70426	13
70427	111
70429	1
70431	49
70433	238
70434	11
70435	154
70436	1
70437	67
70438	89
70441	24
70442	3
70443	43
70444	47
70445	116
70446	26
70447	75
70448	230
70449	16
70450	12
70451	1
70452	121
70453	2
70454	143
70455	15
70456	6

By Zip Code	
70458	424
70459	2
70460	203
70461	286
70462	30
70463	5
70464	5
70465	2
70466	38
70469	1
70470	5
70471	194
70500	1
70501	77
70502	3
70503	237
70505	2
70506	217
70507	82
70508	237
70509	1
70510	77
70511	2
70512	29
70513	2
70514	9
70515	5
70516	5
70517	68
70518	68
70520	85
70521	1
70523	5
70525	32
70526	53
70527	2

By Zip Code	
70528	9
70529	52
70531	3
70532	12
70533	21
70534	2
70535	87
70537	2
70538	39
70542	12
70543	19
70544	29
70546	42
70548	47
70549	24
70550	4
70551	4
70552	3
70554	12
70555	28
70556	2
70558	1
70559	8
70560	171
70562	5
70563	103
70570	160
70576	2
70577	11
70578	60
70581	5
70582	51
70583	57
70584	26
70585	1
70586	60

By Zip Code	
70589	17
70591	13
70592	97
70596	1
70598	2
70601	156
70602	3
70605	322
70606	4
70607	123
70611	175
70612	2
70615	59
70616	1
70626	1
70630	9
70631	18
70632	2
70633	76
70634	143
70635	1
70637	6
70638	6
70639	9
70641	1
70643	5
70644	2
70645	13
70646	3
70647	43
70648	32
70650	3
70651	4
70652	14
70653	17
70655	3

Total Number of Original Permits Issued Since Inception

By Zip Code	
70656	16
70657	32
70658	8
70659	11
70660	16
70661	37
70662	4
70663	209
70664	6
70665	62
70668	41
70669	82
70706	103
70707	3
70708	1
70710	12
70711	6
70712	9
70714	134
70715	6
70718	1
70719	20
70720	2
70721	4
70722	50
70723	5
70725	1
70726	319
70727	2
70728	1
70729	5
70730	21
70732	3
70733	3
70734	17
70736	2

By Zip Code	
70737	179
70739	132
70740	1
70743	2
70744	18
70747	3
70748	36
70749	11
70750	9
70752	3
70753	1
70754	36
70755	4
70756	4
70757	11
70759	4
70760	20
70761	6
70762	3
70763	11
70764	49
70767	74
70769	259
70770	53
70772	4
70773	1
70774	63
70775	53
70776	18
70777	40
70778	8
70780	11
70781	1
70782	1
70783	12
70784	1

By Zip Code	
70785	128
70786	3
70788	20
70789	1
70791	177
70802	56
70803	1
70805	66
70806	210
70807	63
70808	315
70809	242
70810	345
70811	69
70812	39
70813	1
70814	76
70815	251
70816	334
70817	346
70818	122
70819	45
70820	77
70821	3
70831	2
70874	1
70879	1
70884	2
70895	2
70896	3
70898	2
71001	19
71002	1
71003	4
71004	1
71006	54

By Zip Code	
71007	4
71008	3
71009	6
71016	8
71018	4
71019	20
71021	1
71022	1
71023	20
71024	6
71027	4
71028	8
71029	5
71030	4
71031	3
71032	10
71033	25
71037	129
71038	14
71039	10
71040	24
71044	3
71045	3
71046	8
71047	94
71048	1
71049	13
71051	19
71052	16
71055	60
71058	1
71060	14
71061	10
71063	1
71064	3
71066	1

Total Number of Original Permits Issued Since Inception

By Zip Code	
71067	17
71068	11
71069	4
71070	10
71071	9
71072	7
71073	8
71075	24
71078	26
71079	2
71082	9
71101	10
71103	17
71104	69
71105	134
71106	172
71107	145
71108	46
71109	55
71110	12
71111	206
71112	138
71113	1
71115	70
71118	163
71119	87
71122	1
71127	1
71129	61
71133	3
71134	1
71135	3
71138	2
71148	2
71160	3
71164	1

By Zip Code	
71171	3
71201	148
71202	56
71203	211
71207	2
71210	1
71213	1
71218	3
71219	9
71220	98
71221	4
71222	15
71225	44
71226	5
71227	17
71229	13
71232	21
71233	1
71234	36
71235	20
71237	5
71238	25
71240	1
71241	53
71243	1
71245	5
71247	1
71250	4
71251	31
71253	3
71254	20
71256	4
71259	6
71260	13
71261	5
71263	35

By Zip Code	
71264	8
71266	5
71268	18
71269	52
71270	133
71272	1
71273	2
71275	15
71276	2
71277	5
71280	20
71281	5
71282	38
71286	4
71289	1
71291	256
71292	133
71294	2
71295	65
71301	112
71302	58
71303	169
71306	2
71307	1
71309	1
71315	1
71320	1
71322	30
71323	2
71324	1
71325	6
71327	8
71328	41
71331	4
71333	5
71334	19

By Zip Code	
71336	4
71339	3
71340	6
71341	14
71342	52
71343	31
71346	19
71348	3
71350	11
71351	28
71353	8
71354	5
71355	11
71356	2
71357	2
71358	3
71360	223
71361	1
71362	16
71366	9
71367	2
71368	6
71369	4
71371	15
71373	16
71375	3
71378	12
71403	46
71404	2
71405	18
71407	6
71409	67
71411	9
71415	3
71416	2
71417	18

Total Number of Original Permits Issued Since Inception

By Zip Code	
71418	40
71419	5
71422	14
71423	21
71424	8
71425	1
71428	1
71429	15
71430	7
71431	1
71432	8
71433	18
71434	5
71435	21
71438	6
71439	11
71440	1
71441	5
71445	1
71446	154
71447	3
71449	30
71450	1
71454	11
71456	4
71457	105
71458	1
71459	28
71461	27
71462	2
71463	13
71465	13
71466	6
71467	38
71468	3
71469	11

By Zip Code	
71472	6
71473	6
71474	10
71475	1
71477	3
71479	1
71480	2
71483	46
71485	31
71486	16
71489	1
71496	2
71641	1
71810	1
75901	1
76643	1
77072	1
77382	1
77429	1
77450	1
89032	1
96789	1
Total	27422

Suspensions For Permits Since Inception

Total Number of Permits Suspended From Inception to February 29, 2008 -
417

Reason For Suspension		
Unknown	211	July 15, 2004 a conversion was conducted to a new Concealed Handgun Software System. Prior to this date there was no electronic status pertaining to the reason for the status of the permittee.
L.A.C. 55:l:1307.C.15	1	Applicant is ineligible to possess a firearm under 18 USC 922(g).
L.A.C. 55:l:1307.C.6	1	Applicant found to chronically and habitually use alcoholic beverages to the extent that his normal faculties are impaired ... if he has been found guilty of, pled guilty or nolo contendere to DWI within five years of submitting application, or has been committed, either voluntarily or involuntarily, for treatment as an alcoholic.
L.A.C. 55:l:1313(B)(2)	4	A permittee armed with a handgun shall notify any police officer who approaches the permittee in an official manner or with an identified purpose that he has a handgun on his person, submit to a pat down, and allow the officer to temporarily disarm him. Failure to comply with this provision shall result in a six-month automatic suspension of the permit.
L.A.C. 55:l:1313.B.5	86	Permittee failed to notify the Department within fifteen days of an arrest.
L.A.C. 55:l:1313.B.7	10	Permittee failed to return the concealed handgun permit upon suspension.
LAC 55:l:1307(B)(5)(a)(i)	3	An applicant must have a Louisiana drivers license or identification card
R.S. 40: 1379.3 (R)(1)	93	Permittee failed to notify the Department within fifteen days of an arrest.
R.S. 40:1379.3 (C) (10)	5	Permittee was charged by bill of information for a felony offense.
R.S. 40:1379.3 (C) (17)	1	Permittee not eligible to possess a firearm under 18 USC 922 (g).
R.S. 40:1379.3 (C) (8)	2	Permittee presumed to chronically and habitually use alcoholic beverages to the extent that his normal faculties are impaired.
Total	417	

Suspensions By Age	
21-30	38
31-40	93
41-50	99
51-60	107
61-70	56
71-80	20
81-90	4
Total	417

Suspensions By Race		
Asian/Pacific Islander	1	<1%
Black	98	24%
American Indian/Alaskan Native	3	<1%
Unknown	6	1%
White	309	74%
Total	417	100%

Suspensions By Gender		
Female	28	7%
Male	389	93%
Total	417	100%

Suspensions For Permits Since Inception

Suspensions By Parish	
ACADIA	2
ALLEN	1
ASCENSION	7
AVOUELLES	2
BEAUREGARD	4
BIENVILLE	3
BOSSIER	7
CADDO	21
CALCASIEU	19
CAMERON	2
CLAIBORNE	1
CONCORDIA	1
DE SOTO	1
EAST BATON ROUGE	57
EAST FELICIANA	1
FRANKLIN	3
GRANT	2
IBERIA	4
IBERVILLE	3
JEFFERSON	82
JEFFERSON DAVIS	4
LAFAYETTE	14
LAFOURCHE	6
LINCOLN	1
LIVINGSTON	5
MADISON	1
NATCHITOCHE	1
ORLEANS	61
OUACHITA	9
PLAQUEMINES	1
RAPIDES	9
RED RIVER	1
ST BERNARD	8

Suspensions By Parish	
ST CHARLES	8
ST JAMES	1
ST JOHN	3
ST LANDRY	3
ST MARTIN	2
ST MARY	1
ST TAMMANY	32
TANGIPAHOA	3
TERREBONNE	3
UNION	1
VERMILION	1
VERNON	4
WASHINGTON	4
WEBSTER	2
WEST BATON ROUGE	2
WEST CARROLL	1
WEST FELICIANA	1
OUT OF STATE	1
Total	417

Suspensions For Permits Since Inception

By Zip Code	
70001	5
70002	4
70003	7
70005	8
70006	4
70009	1
70043	4
70047	3
70049	1
70050	1
70053	2
70056	10
70057	2
70058	7
70062	2
70065	9
70067	1
70068	2
70070	3
70072	6
70080	1
70085	1
70090	1
70092	3
70094	5
70113	4
70114	2
70115	5
70116	2
70117	5
70118	3
70119	6
70122	5
70123	8

By Zip Code	
70124	2
70126	7
70127	4
70128	3
70129	1
70130	2
70131	3
70139	1
70166	1
70172	1
70301	1
70345	1
70359	1
70360	1
70363	2
70364	2
70373	1
70374	1
70380	1
70401	1
70420	2
70422	1
70427	2
70433	4
70435	4
70438	3
70445	2
70448	6
70452	2
70458	7
70460	5
70461	1
70466	1
70471	4

By Zip Code	
70501	2
70503	1
70506	3
70507	2
70508	5
70517	1
70518	1
70520	1
70528	1
70534	1
70535	1
70546	1
70560	3
70563	1
70578	1
70591	2
70592	1
70601	1
70605	7
70607	1
70611	1
70615	3
70631	1
70633	1
70634	3
70645	1
70657	1
70663	1
70668	1
70669	3
70712	1
70714	2
70722	1
70726	3

By Zip Code	
70734	1
70737	3
70739	3
70750	1
70754	2
70764	2
70767	2
70769	4
70785	2
70802	1
70806	1
70807	3
70808	7
70809	8
70810	2
70811	2
70812	3
70815	6
70816	9
70817	4
70818	1
70820	3
70895	1
71001	1
71016	1
71019	1
71037	3
71045	1
71047	2
71068	1
71073	1
71075	1
71078	1
71104	1

Suspensions For Permits Since Inception

By Zip Code	
71105	1
71106	2
71107	4
71109	2
71111	3
71112	1
71115	1
71118	1
71119	4
71122	1
71129	1
71201	2
71203	4
71270	1
71282	1
71291	2
71292	1
71295	3
71301	1
71302	1
71306	1
71324	1
71327	1
71334	1
71350	1
71351	1
71353	1
71360	2
71433	2
71446	4
71457	2
71463	1
71467	2
89032	1
Total	417

Revocations For Permits Since Inception

Total Number of Permits Revoked From Inception to February 29, 2008 - 259

Reason For Revocation		
Unknown	122	July 15, 2004 a conversion was conducted to a new Concealed Handgun Software System. Prior to this date there was no electronic status pertaining to the reason for the status of the permittee.
18 USC 922 (g)	1	Permittee ineligible to possess a firearm under federal law.
L.A.C. 55:I:1307.C.15	3	Applicant is ineligible to possess a firearm under 18 USC 922(g).
L.A.C. 55:I:1307.C.6	3	Applicant found to chronically and habitually use alcoholic beverages to the extent that his normal faculties are impaired ... if he has been found guilty of, pled guilty or nolo contendere to DWI within five years of submitting application, or has been committed, either voluntarily or involuntarily, for treatment as an alcoholic.
L.A.C. 55:I:1309.D	9	Permittee failed to meet and maintain qualification requirements.
L.A.C. 55:I:1309.H	1	Permit invalid if; permit is altered, permit is lost or stolen, permittee carrying while under the influence of alcohol or CDS, or if permittee ceased to reside within this state.
L.A.C. 55:I:1313.B.10	1	Upon the issuance of a preliminary or permanent injunction in any family or domestic dispute, or any other protective order issued pursuant to law the permit shall be automatically suspended.
L.A.C. 55:I:1313.B.5	5	Permittee failed to notify the Department within fifteen days of an arrest.
L.A.C. 55:I:1313.B.6	5	Permittee ceased to reside within the state.
L.A.C. 55:I:1313.B.7	23	Permittee failed to return the concealed handgun permit upon suspension.
LAC 55:I:1307(B)(5)(a)(i)	6	An applicant must have a Louisiana drivers license or identification card
LAC 55:I:1309.I	4	Any permit issued by the deputy secretary of the Department of Public Safety and Corrections shall be deemed to be the property of the Department and shall be surrendered and returned to the Department upon suspension, revocation or expiration, or when the permittee ceases to reside in the state.
R.S. 40: 1379.3 (R)(1)	3	Permittee failed to notify the Department within fifteen days of an arrest.
R.S. 40:1379.3 (C) (1)	1	Permittee failed to notify the Department of an address change within thirty days/Providing false or misleading information.
R.S. 40:1379.3 (C) (10)	20	Permittee was charged by bill of information for a felony offense.
R.S. 40:1379.3 (C) (16)	1	Permittee has been arrested on three or more occasions for a crime of violence within ten years.
R.S. 40:1379.3 (C) (17)	5	Permittee not eligible to possess a firearm under 18 USC 922 (g).
R.S. 40:1379.3 (C) (3)	1	Permittee fails to maintain residency in Louisiana.
R.S. 40:1379.3 (C) (5)	2	Permittee suffers from a mental infirmity which prevents the safe handling of a handgun.
R.S. 40:1379.3 (C) (8)	25	Permittee presumed to chronically and habitually use alcoholic beverages to the extent that his normal faculties are impaired.
R.S. 40:1379.3 (C) (9)	1	Permittee convicted of a crime of violence.
R.S. 40:1379.3 (F) (1)	16	Permittee failed to maintain qualifications.
R.S. 40:1379.3 (I) (5)	1	Revocation affidavit from peace officer.
Total:	259	

Revocations For Permits Since Inception

By Parish	
ACADIA	1
ASCENSION	6
ASSUMPTION	1
AVOYELLES	2
BEAUREGARD	1
BOSSIER	5
CADDO	15
CALCASIEU	14
CAMERON	2
EAST BATON ROUGE	28
EVANGELINE	1
FRANKLIN	2
IBERIA	3
IBERVILLE	1
JEFFERSON	41
JEFFERSON DAVIS	2
LAFAYETTE	12
LAFOURCHE	3
LINCOLN	2
LIVINGSTON	4
MADISON	1
ORLEANS	31
OUACHITA	11
PLAQUEMINES	1
RAPIDES	3
RED RIVER	1
ST BERNARD	2
ST CHARLES	1
ST HELENA	1
ST JAMES	1
ST JOHN	2
ST LANDRY	4
ST MARY	2

By Parish	
ST TAMMANY	31
TANGIPAHOA	5
TERREBONNE	3
UNION	1
VERMILION	2
VERNON	3
WASHINGTON	3
WEST BATON ROUGE	1
WEST CARROLL	1
WEST FELICIANA	1
OUT OF STATE	1
Total	259

Revocations For Permits Since Inception

Revocations By Age	
21~30	22
31~40	62
41~50	55
51~60	59
61~70	39
71~80	17
81~90	5
Total	259

Revocations By Race		
Asian/Pacific Islander	3	1%
Black	58	22%
American Indian/Alaskan Native	2	<1%
Unknown	4	<1%
White	192	74%
Total	259	100%

Revocations By Gender		
Female	25	10%
Male	234	90%
Total	259	100%

Revocations For Permits Since Inception

By Zip Code	
30075	1
39470	1
70001	4
70002	2
70003	5
70005	2
70006	1
70009	1
70037	1
70043	2
70049	1
70053	2
70056	8
70058	3
70065	3
70067	1
70068	1
70070	1
70072	2
70090	1
70092	1
70094	4
70113	3
70114	3
70115	2
70116	2
70117	3
70118	1
70119	3
70122	3
70123	2
70124	1
70125	1
70127	2

By Zip Code	
70128	2
70131	1
70166	1
70172	1
70301	2
70339	1
70342	1
70359	1
70360	1
70364	1
70373	1
70392	1
70401	2
70420	3
70422	1
70427	2
70433	3
70435	2
70438	2
70441	1
70445	2
70448	3
70452	2
70454	1
70458	6
70459	1
70460	5
70461	3
70463	1
70471	1
70501	2
70503	1
70506	4
70507	1

By Zip Code	
70508	3
70528	1
70533	2
70535	2
70549	1
70560	1
70563	1
70578	1
70586	1
70591	1
70592	1
70601	4
70605	4
70607	1
70615	2
70631	1
70634	1
70645	1
70668	1
70669	1
70706	2
70726	2
70737	1
70739	2
70750	1
70767	1
70769	6
70775	1
70788	1
70791	2
70807	1
70808	2
70809	3
70810	2

By Zip Code	
70811	3
70812	1
70814	1
70815	2
70816	5
70817	1
70820	1
70895	1
71019	1
71037	1
71047	1
71067	1
71104	1
71106	3
71107	1
71109	3
71111	3
71118	2
71119	3
71129	1
71201	2
71202	2
71203	2
71227	1
71241	1
71275	1
71282	1
71291	4
71292	1
71295	2
71301	1
71327	1
71351	1
71353	1

Revocations For Permits Since Inception

By Zip Code	
71360	2
71446	1
71459	2
77382	1
77429	1

Denials For Permits Since Inception

Total Number of Permits Denied From Inception To February 29, 2008 - 731

Reason For Denial		
Unknown	436	July 15, 2004 a conversion was conducted to a new Concealed Handgun Software System. Prior to this date there was no electronic status pertaining to the reason for the status of the permittee.
18 USC 922 (g)	2	Permittee ineligible to possess a firearm under federal law.
L.A.C. 55:I:1307.B.11	43	Incomplete applications, including failure to pay fees, may result in a delay or denial of a permit.
L.A.C. 55:I:1307.B.13	25	Any false statement or improper notarization contained in any report ... may be cause for denial, suspension, or revocation of the permit.
L.A.C. 55:I:1307.B.2	45	Applicant failed to provide all additional information requested by the department and in considered incomplete.
L.A.C. 55:I:1307.C.15	1	Applicant is ineligible to possess a firearm under 18 USC 922(g).
L.A.C. 55:I:1307.C.5	1	Applicant has been committed, either voluntarily or involuntarily, to an institution for the abuse of a controlled dangerous substance; or was found guilty of, plead guilty or nolo contendere to a crime related to controlled dangerous substances within a five years period prior to application, or be presently under indictment or bill of information.
L.A.C. 55:I:1307.C.6	10	Applicant found to chronically and habitually use alcoholic beverages to the extent that his normal faculties are impaired ... if he has been found guilty of, pled guilty or nolo contendere to DWI within five years of submitting application, or has been committed, either voluntarily or involuntarily, for treatment as an alcoholic.
L.A.C. 55:I:1309.D	3	Permittee failed to meet and maintain qualification requirements.
L.R.S 40:1379.3(C)(11)	1	To qualify for a concealed handgun permit a citizen shall: Not be a fugitive from justice
LAC 55:11307.B.14	73	All applications shall be submitted with a certified check or money order for the application or renewal as provided in 1307.B.15. An application is not complete unless it is submitted with the appropriate fee, is signed by the applicant, and contains all information required by the department.
R.S. 40:1379.3 (C) (10)	35	Permittee was charged by bill of information for a felony offense.
R.S. 40:1379.3 (C) (16)	4	Permittee has been arrested on three or more occasions for a crime of violence within ten years.
R.S. 40:1379.3 (C) (3)	1	Permittee fails to maintain residency in Louisiana.
R.S. 40:1379.3 (C) (5)	10	Permittee suffers from a mental infirmity which prevents the safe handling of a handgun.
R.S. 40:1379.3 (C) (6)	13	Applicant is ineligible to possess a firearm by virtue of having been convicted of a felony.
R.S. 40:1379.3 (C) (7)	5	Permittee has been committed for treatment of abuse of controlled dangerous substances or been found guilty, plead guilty, or nolo contendere to a criminal charge under the laws of this state or similar laws of another state.
R.S. 40:1379.3 (C) (8)	18	Permittee presumed to chronically and habitually use alcoholic beverages to the extent that his normal faculties are impaired.
R.S. 40:1379.3 (C) (9)	5	Permittee convicted of a crime of violence.
Total	731	

Denials For Permits Since Inception

Denials By Parish	
ACADIA	4
ALLEN	1
ASCENSION	17
ASSUMPTION	2
AVOUELLES	2
BEAUREGARD	3
BOSSIER	11
CADDO	31
CALCASIEU	36
CALDWELL	1
CATAHOULA	1
CLAIBORNE	1
CONCORDIA	1
EAST BATON ROUGE	68
EAST FELICIANA	1
EVANGELINE	4
FRANKLIN	2
IBERIA	13
IBERVILLE	1
JEFFERSON	119
JEFFERSON DAVIS	5
LAFAYETTE	31
LAFOURCHE	6
LINCOLN	3
LIVINGSTON	11
MADISON	1
MOREHOUSE	3
NATCHITOCHE	5
ORLEANS	144
OUACHITA	27
PLAQUEMINES	2
POINTE COUPEE	2
RAPIDES	15

Denials By Parish	
RICHLAND	3
ST BERNARD	20
ST CHARLES	11
ST JAMES	1
ST JOHN	2
ST LANDRY	14
ST MARTIN	4
ST MARY	7
ST TAMMANY	51
TANGIPAHOA	11
TENSAS	1
TERREBONNE	3
UNION	2
VERMILION	9
VERNON	7
WASHINGTON	4
WEBSTER	3
WEST CARROLL	1
WEST FELICIANA	3
Total	731

Denials For Permits Since Inception

Denials By Age	
21~30	69
31~40	142
41~50	151
51~60	181
61~70	110
71~80	57
81~90	20
91~100	1
Total:	731

Denials By Race		
American Indian/Alaskan Native	1	<1%
Asian/Pacific Islander	6	<1%
Black	262	36%
Unknown	3	<1%
White	459	63%
Total:	731	100%

Denials By Gender		
Female	71	10%
Male	660	90%
Total:	731	100%

Denials For Permits Since Inception

By Zip Code	
22304	1
70001	12
70002	5
70003	6
70005	7
70006	3
70011	1
70030	1
70032	4
70039	1
70041	1
70043	8
70047	2
70052	1
70053	5
70056	12
70058	13
70062	8
70065	11
70068	2
70070	4
70071	1
70072	19
70075	2
70080	1
70083	1
70085	1
70087	2
70092	4
70094	9
70112	1
70113	2
70114	7

By Zip Code	
70115	11
70116	10
70117	23
70118	9
70119	9
70121	2
70122	11
70123	8
70124	5
70125	7
70126	15
70127	4
70128	9
70129	5
70130	2
70131	8
70185	1
70301	2
70339	1
70340	1
70344	1
70345	1
70360	1
70364	2
70374	3
70380	2
70381	1
70390	1
70392	1
70401	3
70403	1
70421	1
70422	2

By Zip Code	
70427	3
70431	1
70433	5
70434	1
70435	5
70437	2
70438	1
70444	2
70445	3
70448	4
70449	1
70452	6
70454	1
70455	1
70458	10
70460	3
70461	9
70462	1
70471	3
70501	3
70502	1
70503	5
70506	8
70508	7
70510	3
70512	1
70517	3
70520	4
70525	1
70526	1
70528	1
70531	1
70535	2

By Zip Code	
70538	2
70543	2
70544	4
70548	1
70549	1
70554	2
70555	2
70560	8
70563	1
70570	8
70577	2
70584	1
70586	1
70591	1
70592	7
70601	11
70605	7
70608	1
70611	2
70615	1
70633	1
70634	2
70647	3
70653	1
70663	4
70664	2
70668	1
70669	4
70706	2
70714	4
70726	3
70737	6
70739	2

Denials For Permits Since Inception

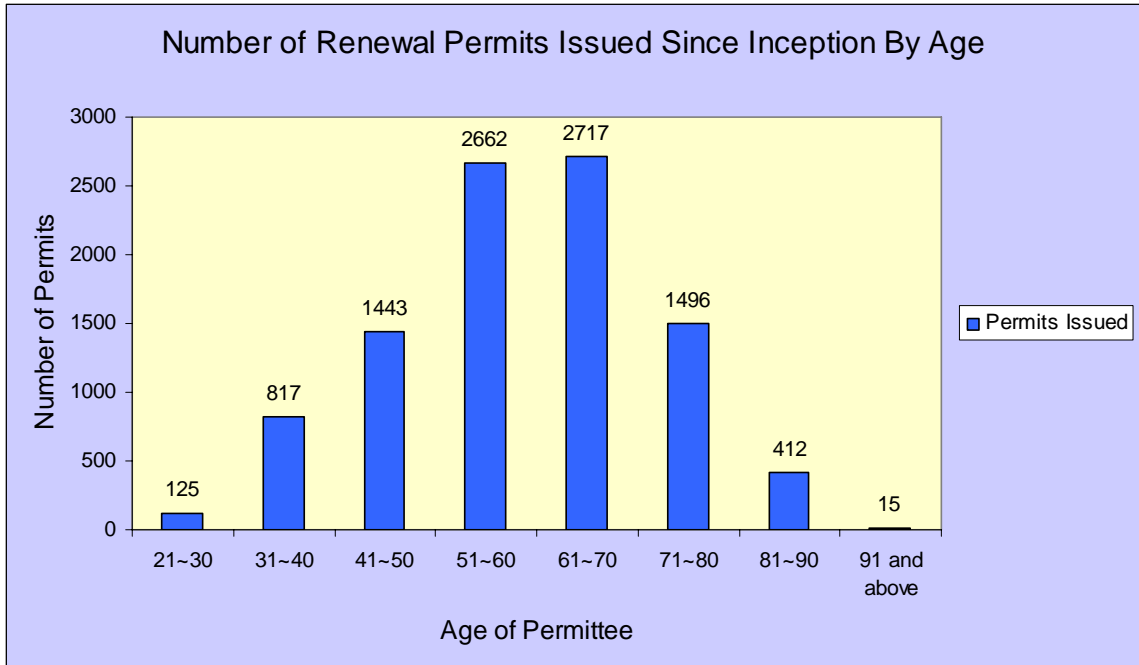
By Zip Code	
70748	1
70754	2
70756	1
70757	1
70765	1
70769	10
70774	1
70775	3
70785	2
70791	1
70802	3
70805	5
70806	8
70807	6
70808	3
70809	2
70810	5
70811	3
70812	1
70814	1
70815	1
70816	8
70817	4
70818	4
70819	2
70820	3
70879	1
70896	1
71003	1
71006	2
71037	2
71047	1
71055	3

By Zip Code	
71061	1
71082	1
71101	2
71104	2
71105	1
71106	9
71107	3
71108	2
71109	2
71111	1
71112	6
71118	2
71129	4
71171	1
71201	6
71202	2
71203	4
71211	1
71220	2
71221	1
71222	1
71225	2
71232	2
71241	1
71245	2
71263	1
71269	1
71270	1
71280	1
71284	1
71291	7
71292	3
71295	1

By Zip Code	
71301	3
71303	3
71309	1
71326	1
71343	1
71351	1
71360	6
71362	1
71366	1
71367	1
71378	1
71409	1
71411	1
71418	1
71435	1
71438	1
71446	5
71457	3
71461	1
71463	1
71469	1
71485	1
Total:	731

Statistics For Renewal Permits Issued
Since Inception

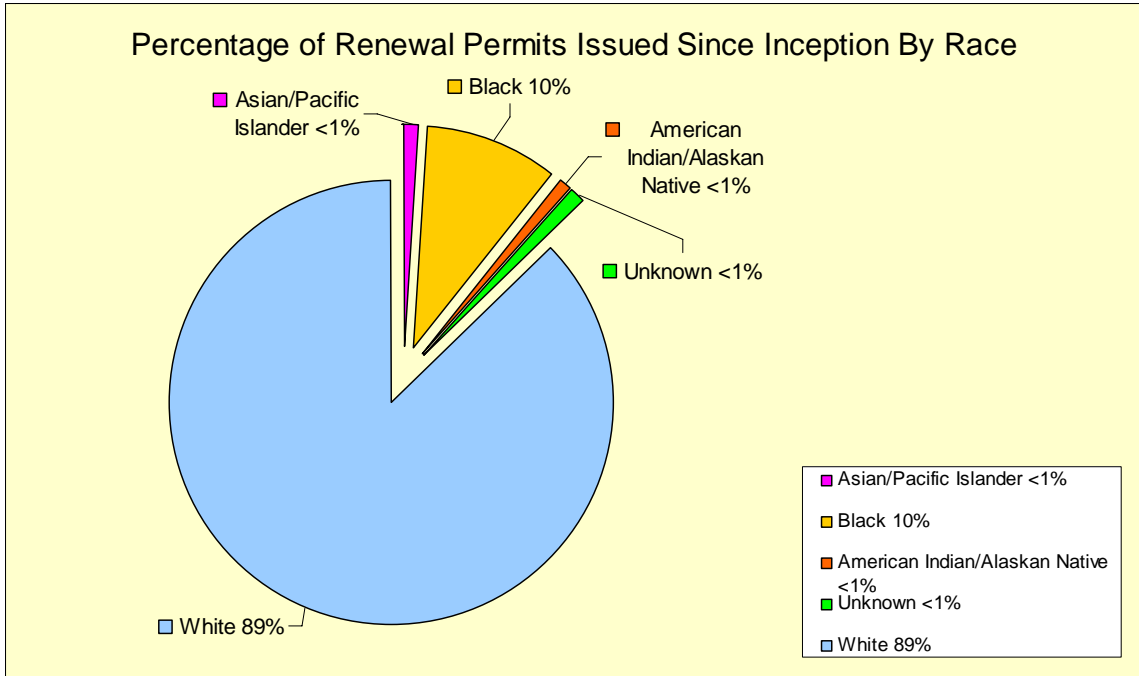
April 19, 1996 to February 29, 2008



Total Number of Renewal Permits Issued Since Inception – 9,687

The above chart illustrates the number of renewal permits issued from inception to February 29, 2008 categorized by age group. Actual numbers are as follows:

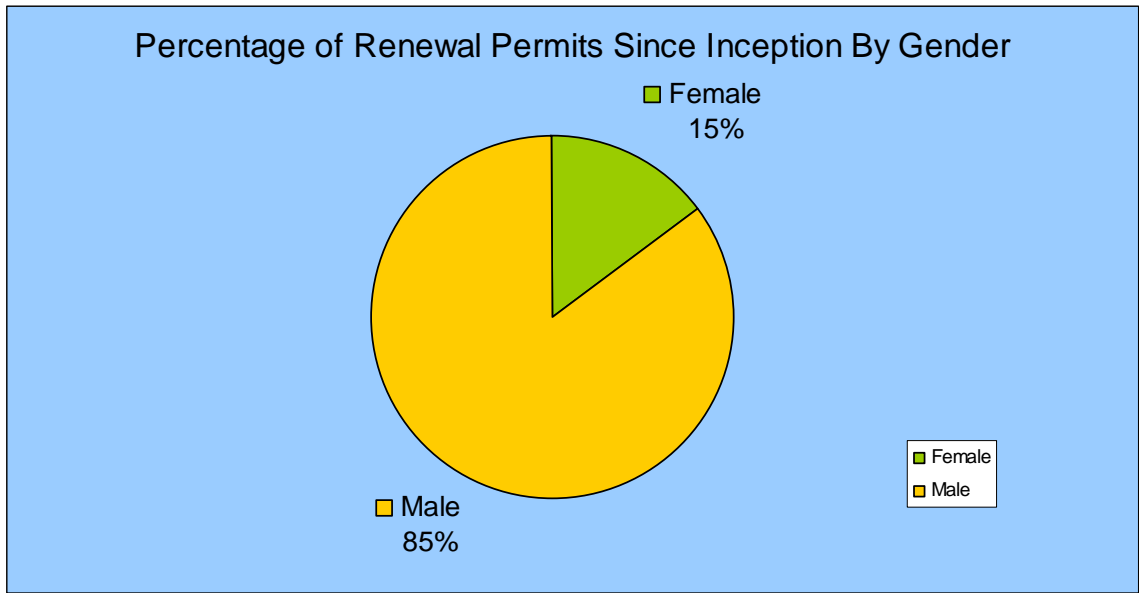
By Age	
21~30	125
31~40	817
41~50	1443
51~60	2662
61~70	2717
71~80	1496
81~90	412
91~Above	15
Total:	9687



Total Number of Renewal Permits Issued Since Inception – 9,687

The above chart illustrates the number of renewal permits issued from inception to February 29, 2008 categorized by the National Crime Information Center racial classifications. Actual numbers are as follows:

By Race		
Asian/Pacific Islander	56	<1%
Black	986	10%
American Indian/Alaskan Native	12	<1%
Unknown	20	<1%
White	8613	89%
Total:	9687	100%



Total Number of Renewal Permits Issued Since Inception – 9,687

The above chart illustrates the number of renewal permits issued from inception to February 29, 2008 to male and female applicants for a concealed handgun permit. The actual numbers are as follows:

By Gender		
Female	1407	15%
Male	8280	85%
Total:	9687	100%

Total Number of Renewal Permits Since Inception

By Parish	
ACADIA	58
ALLEN	10
ASCENSION	170
ASSUMPTION	21
AVOUELLES	49
BEAUREGARD	73
BIENVILLE	19
BOSSIER	224
CADDO	441
CALCASIEU	507
CALDWELL	30
CAMERON	16
CATAHOULA	20
CLAIBORNE	18
CONCORDIA	16
DE SOTO	27
EAST BATON ROUGE	1075
EAST CARROLL	12
EAST FELICIANA	56
EVANGELINE	32
FRANKLIN	19
GRANT	27
IBERIA	127
IBERVILLE	48
JACKSON	25
JEFFERSON	1602
JEFFERSON DAVIS	35
LAFAYETTE	379
LAFOURCHE	144
LA SALLE	26
LINCOLN	71
LIVINGSTON	209
MADISON	9

By Parish	
MOREHOUSE	34
NATCHITOCHE	38
ORLEANS	905
OUACHITA	297
PLAQUEMINES	92
POINTE COUPEE	27
RAPIDES	325
RED RIVER	9
RICHLAND	32
SABINE	31
ST BERNARD	171
ST CHARLES	119
ST HELENA	14
ST JAMES	28
ST JOHN	90
ST LANDRY	111
ST MARTIN	54
ST MARY	64
ST TAMMANY	863
TANGIPAHOA	221
TENSAS	6
TERREBONNE	122
UNION	43
VERMILION	66
VERNON	107
WASHINGTON	72
WEBSTER	49
WEST BATON ROUGE	36
WEST CARROLL	11
WEST FELICIANA	28
WINN	25
OUT OF STATE	2
Total:	9687

Total Number of Renewal Permits Since Inception

By Zip Code	
20109	1
30075	1
39470	1
70001	161
70002	85
70003	172
70005	146
70006	71
70009	1
70030	8
70031	5
70032	14
70036	3
70037	64
70038	3
70039	1
70040	6
70041	7
70043	98
70047	41
70049	1
70050	4
70052	6
70053	36
70056	138
70057	5
70058	124
70062	38
70064	1
70065	186
70067	8
70068	73
70069	2

By Zip Code	
70070	27
70071	6
70072	148
70073	2
70075	23
70078	1
70079	9
70080	5
70081	1
70082	2
70083	6
70084	8
70085	10
70087	20
70090	9
70092	19
70094	82
70112	7
70113	7
70114	49
70115	76
70116	27
70117	47
70118	66
70119	56
70120	1
70121	40
70122	98
70123	146
70124	64
70125	31
70126	76
70127	41

By Zip Code	
70128	49
70129	35
70130	24
70131	91
70135	1
70152	1
70174	1
70179	2
70184	1
70186	1
70187	1
70202	1
70301	63
70303	1
70339	3
70341	7
70342	6
70343	6
70344	1
70345	24
70346	7
70349	1
70353	2
70354	4
70355	2
70356	1
70357	2
70358	4
70359	8
70360	41
70363	26
70364	37
70372	2

By Zip Code	
70373	12
70374	5
70377	2
70380	31
70381	2
70390	7
70392	10
70394	22
70395	10
70397	2
70401	40
70403	55
70408	1
70420	29
70422	14
70426	2
70427	45
70431	17
70433	95
70434	2
70435	71
70437	28
70438	27
70441	9
70442	2
70443	21
70444	24
70445	56
70446	14
70447	28
70448	84
70449	5
70450	2

Total Number of Renewal Permits Since Inception

By Zip Code	
70452	59
70453	1
70454	50
70455	6
70456	3
70458	171
70459	1
70460	68
70461	110
70462	13
70463	2
70464	3
70466	10
70469	1
70470	2
70471	84
70501	16
70503	82
70505	2
70506	75
70507	21
70508	72
70509	1
70510	25
70512	6
70514	2
70515	4
70517	33
70518	23
70520	29
70523	2
70525	10
70526	17

By Zip Code	
70527	1
70528	3
70529	12
70531	2
70532	5
70533	10
70535	39
70538	9
70542	3
70543	6
70544	13
70546	7
70548	17
70549	5
70552	3
70554	6
70555	9
70556	1
70559	2
70560	65
70562	2
70563	42
70570	40
70576	1
70577	3
70578	17
70581	3
70582	16
70583	20
70584	12
70585	1
70586	19
70589	5

By Zip Code	
70591	7
70592	33
70596	1
70601	54
70602	2
70605	127
70606	2
70607	37
70611	72
70615	23
70630	3
70631	7
70633	15
70634	54
70637	1
70638	2
70639	3
70641	1
70643	1
70645	2
70646	3
70647	13
70648	8
70650	1
70652	8
70653	7
70655	1
70656	5
70657	10
70658	1
70659	3
70661	8
70663	76

By Zip Code	
70664	1
70665	28
70668	14
70669	32
70706	34
70707	1
70710	2
70712	7
70714	42
70715	3
70719	6
70720	1
70721	1
70722	21
70723	2
70726	105
70728	1
70729	1
70730	9
70732	2
70733	1
70734	1
70737	58
70739	62
70744	3
70748	16
70749	5
70750	4
70752	2
70753	1
70754	13
70755	1
70757	5

Total Number of Renewal Permits Since Inception

By Zip Code	
70760	7
70761	2
70762	1
70763	8
70764	23
70767	27
70769	72
70770	25
70772	1
70774	25
70775	19
70776	8
70777	15
70778	2
70780	8
70783	5
70785	42
70788	3
70791	60
70802	15
70803	1
70805	17
70806	66
70807	25
70808	86
70809	84
70810	134
70811	11
70812	9
70814	26
70815	88
70816	101
70817	124

By Zip Code	
70818	41
70819	11
70820	19
70821	2
70879	1
70895	2
70896	1
71001	3
71003	2
71004	1
71006	29
71007	2
71009	2
71016	4
71019	8
71021	1
71022	1
71023	11
71024	3
71028	4
71030	2
71031	1
71032	5
71033	5
71037	51
71038	4
71039	3
71040	10
71044	2
71045	1
71046	3
71047	45
71049	3

By Zip Code	
71051	8
71052	5
71055	22
71060	5
71061	3
71064	1
71067	6
71068	6
71069	2
71070	4
71071	3
71072	3
71073	2
71075	2
71078	11
71079	2
71082	4
71101	5
71103	6
71104	19
71105	48
71106	67
71107	56
71108	13
71109	22
71110	1
71111	70
71112	59
71113	1
71115	24
71118	56
71119	24
71129	19

By Zip Code	
71133	3
71138	1
71160	2
71171	3
71201	44
71202	18
71203	67
71207	1
71210	1
71219	2
71220	28
71222	4
71225	11
71226	3
71227	7
71229	3
71232	8
71233	1
71234	11
71235	8
71238	9
71241	14
71245	3
71250	2
71251	9
71253	2
71254	9
71256	3
71259	4
71260	7
71263	9
71264	2
71268	6

Total Number of Renewal Permits Since Inception

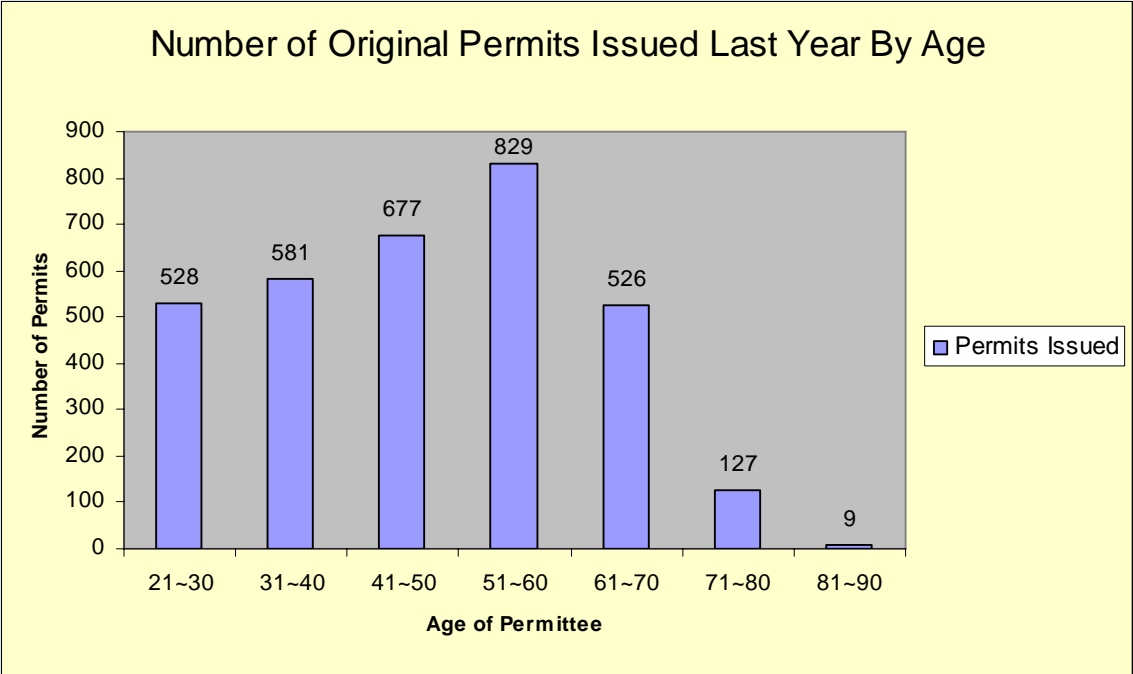
By Zip Code	
71269	21
71270	55
71275	5
71277	1
71280	6
71282	7
71286	2
71291	95
71292	46
71294	1
71295	18
71301	48
71302	20
71303	71
71306	1
71309	1
71322	11
71323	1
71324	1
71327	2
71328	19
71331	2
71334	8
71336	1
71340	4
71341	4
71342	13
71343	9
71346	7
71350	7
71351	11
71353	5
71355	4

By Zip Code	
71356	1
71357	2
71358	1
71360	88
71362	6
71366	3
71368	6
71371	5
71373	7
71375	1
71403	18
71404	1
71405	4
71407	2
71409	31
71411	2
71417	4
71418	16
71419	2
71422	5
71423	10
71424	6
71428	1
71429	8
71430	3
71432	2
71433	6
71434	1
71435	9
71438	2
71439	3
71441	5
71446	53

By Zip Code	
71447	2
71449	12
71454	3
71456	2
71457	28
71461	8
71462	2
71463	3
71465	7
71466	3
71467	12
71469	2
71472	2
71473	1
71474	3
71477	1
71479	1
71483	16
71485	11
71486	9
76643	1
Total:	9687

Statistics For Original Permits Issued
Last Year

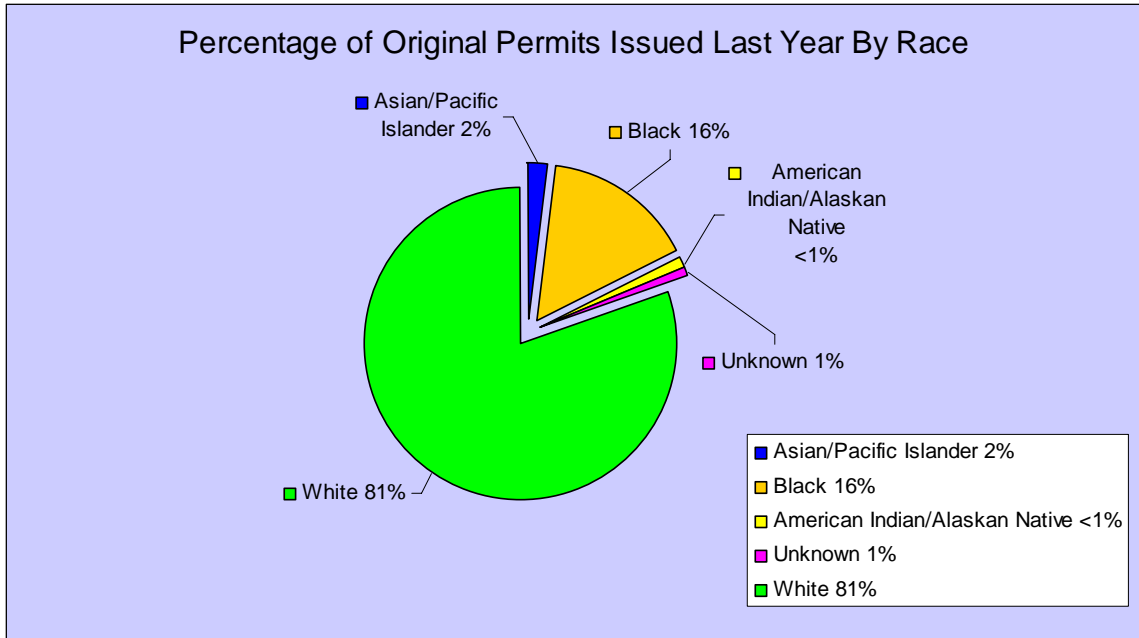
March 1, 2007 to February 29, 2008



Total Number of Original Permits Issued Last Year – 3,277

The above chart illustrates the number of original permits issued from March 1, 2007 to February 29, 2008 as categorized by age group. The actual numbers are as follows:

By Age	
21~30	528
31~40	581
41~50	677
51~60	829
61~70	526
71~80	127
81~90	9
Total:	3277

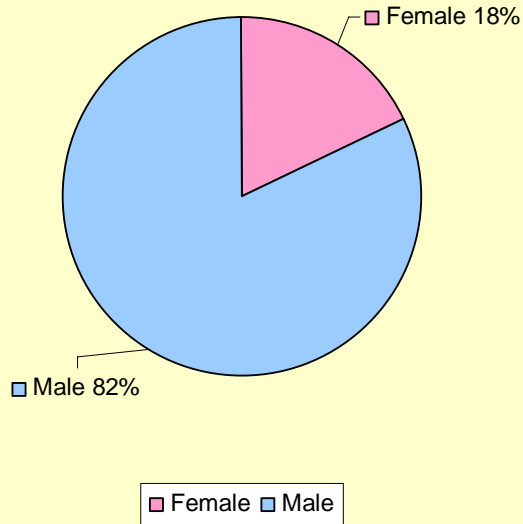


Total Number of Original Permits Issued Last Year – 3,277

The above chart illustrates the percentage of original permits issued from March 1, 2007 to February 29, 2008 to concealed handgun permit applicants according to National Crime Information Center racial classifications. The actual numbers are as follows:

By Race		
Asian/Pacific Islander	51	2%
Black	515	16%
American Indian/Alaskan Native	19	<1%
Unknown	35	1%
White	2657	81%
Total:	3277	100%

Percentage of Original Permits Issued Last Year By Gender



Total Number of Original Permits Issued Last Year – 3,277

The above chart illustrates the number of original permits issued from March 1, 2007 to February 29, 2008 to male and female applicants for a concealed handgun permit. The actual numbers are as follows:

By Gender		
Female	593	18%
Male	2684	82%
Total:	3277	100%

Total Number of Original Permits Issued Last Year

By Parish	Issued
ACADIA	40
ALLEN	13
ASCENSION	61
ASSUMPTION	10
AVOUELLES	21
BEAUREGARD	48
BIENVILLE	4
BOSSIER	28
CADDO	45
CALCASIEU	175
CALDWELL	4
CAMERON	5
CATAHOULA	6
CLAIBORNE	2
CONCORDIA	8
DE SOTO	6
EAST BATON ROUGE	347
EAST CARROLL	1
EAST FELICIANA	9
EVANGELINE	16
FRANKLIN	3
GRANT	13
IBERIA	45
IBERVILLE	5
JACKSON	6
JEFFERSON	592
JEFFERSON DAVIS	14
LAFAYETTE	181
LAFOURCHE	64
LA SALLE	23
LINCOLN	16
LIVINGSTON	75
MADISON	8

By Parish	Issued
MOREHOUSE	16
NATCHITOCHE	20
ORLEANS	347
OUACHITA	59
PLAQUEMINES	50
POINTE COUPEE	18
RAPIDES	91
RED RIVER	2
RICHLAND	6
SABINE	8
ST BERNARD	20
ST CHARLES	47
ST HELENA	4
ST JAMES	7
ST JOHN	20
ST LANDRY	61
ST MARTIN	22
ST MARY	32
ST TAMMANY	248
TANGIPAHOA	86
TERREBONNE	58
UNION	4
VERMILION	26
VERNON	53
WASHINGTON	32
WEBSTER	3
WEST BATON ROUGE	13
WEST CARROLL	11
WEST FELICIANA	6
WINN	13
Total:	3277

Total Number of Original Permits Issued Last Year

By Zip Code	
70001	53
70002	18
70003	49
70005	47
70006	23
70030	8
70031	2
70036	2
70037	36
70038	3
70039	1
70040	2
70041	5
70043	6
70047	12
70052	2
70053	24
70056	61
70057	1
70058	43
70062	12
70063	1
70064	1
70065	50
70067	2
70068	20
70070	9
70071	2
70072	111
70075	11
70079	4
70080	2
70083	3
70084	1
70085	2
70086	1

By Zip Code	
70087	7
70091	1
70092	3
70094	26
70112	2
70113	4
70114	18
70115	34
70116	15
70117	12
70118	42
70119	26
70121	16
70122	31
70123	51
70124	16
70125	14
70126	24
70127	22
70128	17
70129	8
70130	12
70131	43
70179	1
70185	1
70292	1
70301	12
70339	3
70341	1
70342	6
70343	4
70344	2
70345	15
70354	13
70357	2
70358	1

By Zip Code	
70359	2
70360	16
70363	9
70364	17
70372	1
70373	1
70374	6
70377	2
70380	14
70390	2
70392	8
70394	14
70395	7
70401	8
70403	12
70420	6
70422	5
70426	3
70427	8
70431	9
70433	41
70435	16
70437	3
70438	19
70441	1
70442	1
70443	4
70444	11
70445	20
70446	3
70447	10
70448	19
70449	1
70450	2
70451	1
70452	10

By Zip Code	
70454	31
70455	4
70456	2
70458	48
70460	21
70461	31
70462	1
70463	1
70466	10
70471	16
70501	9
70503	30
70506	38
70507	18
70508	22
70510	13
70512	5
70514	1
70515	1
70516	1
70517	9
70518	11
70520	12
70521	1
70523	1
70525	7
70526	12
70529	10
70535	17
70537	1
70538	5
70542	3
70543	3
70544	6
70546	9
70548	5

Total Number of Original Permits Issued Last Year

By Zip Code	
70549	2
70550	1
70554	1
70555	3
70556	1
70558	1
70560	29
70563	11
70570	32
70577	1
70578	11
70582	8
70583	12
70584	5
70586	11
70589	7
70592	17
70598	1
70601	13
70605	28
70607	19
70611	22
70615	5
70632	1
70633	20
70634	23
70637	1
70638	2
70644	2
70647	10
70648	3
70650	1
70651	1
70652	1
70653	6
70656	1

By Zip Code	
70657	5
70658	1
70659	1
70660	9
70661	19
70662	1
70663	27
70665	10
70668	7
70669	9
70706	12
70710	2
70711	2
70712	1
70714	20
70721	1
70722	1
70723	2
70726	37
70727	1
70729	1
70730	4
70733	1
70734	6
70736	1
70737	18
70739	11
70744	3
70747	1
70748	2
70749	4
70750	1
70752	1
70754	1
70756	1
70759	4

By Zip Code	
70760	4
70762	2
70764	1
70767	9
70769	33
70770	9
70774	3
70775	4
70776	2
70777	4
70778	1
70784	1
70785	13
70786	1
70788	1
70791	21
70802	6
70805	9
70806	24
70807	6
70808	33
70809	25
70810	27
70811	8
70812	5
70814	13
70815	22
70816	42
70817	35
70818	16
70819	6
70820	7
71001	3
71002	1
71006	1
71019	2

By Zip Code	
71028	2
71033	2
71037	11
71038	2
71047	3
71049	2
71052	1
71055	3
71060	1
71078	3
71104	4
71105	6
71106	9
71107	4
71108	2
71109	2
71111	12
71112	5
71115	4
71118	6
71129	1
71201	5
71202	1
71203	10
71220	16
71222	1
71225	6
71232	4
71234	2
71235	4
71237	1
71238	3
71241	2
71251	5
71253	1
71254	1

Total Number of Original Permits Issued Last Year

By Zip Code	
71263	8
71264	1
71266	1
71268	2
71269	4
71270	8
71272	1
71275	2
71277	1
71282	6
71291	23
71292	9
71295	3
71301	7
71302	9
71303	13
71322	1
71325	1
71327	1
71328	5
71333	2
71334	4
71340	1
71341	3
71342	16
71343	6
71346	5
71351	10
71354	1
71360	26
71362	3
71367	1
71369	1
71371	6
71373	2
71403	7

By Zip Code	
71405	8
71407	1
71409	5
71411	1
71417	4
71418	2
71419	1
71422	6
71424	1
71425	1
71429	4
71430	3
71432	3
71433	1
71435	2
71438	2
71439	4
71446	22
71447	1
71449	2
71454	2
71457	16
71459	8
71461	5
71463	1
71467	4
71469	2
71472	2
71473	3
71474	3
71483	3
71485	1
71486	1
71496	1
Total:	3277

Suspension of Permits Last Year

Total Number of Permits Suspended Last Year - 51

Reason For Suspension		
L.A.C. 55:l:1307.C.6	1	Applicant found to chronically and habitually use alcoholic beverages to the extent that his normal faculties are impaired ... if he has been found guilty of, pled guilty or nolo contendere to DWI within five years of submitting application, or has been committed, either voluntarily or involuntarily, for treatment as an alcoholic.
L.A.C. 55:l:1313(B)(2)	1	A permittee armed with a handgun shall notify any police officer who approaches the permittee in an official manner or with an identified purpose that he has a handgun on his person, submit to a pat down, and allow the officer to temporarily disarm him. Failure to comply with this provision shall result in a six-month automatic suspension of the permit.
L.A.C. 55:l:1313.B.5	43	Permittee failed to notify the Department within fifteen days of an arrest.
R.S. 40: 1379.3 (R)(1)	4	Permittee failed to notify the Department within fifteen days of an arrest.
R.S. 40:1379.3 (C) (10)	1	Permittee was charged by bill of information for a felony offense.
R.S. 40:1379.3 (C) (17)	1	Permittee not eligible to possess a firearm under 18 USC 922 (g).
Total:	51	

By Age	
21~30	13
31~40	9
41~50	12
51~60	10
61~70	4
71~80	2
81~90	1
Total:	51

By Race		
Black	16	31%
Unknown	1	2%
White	34	67%
Total:	51	100%

By Gender		
Female	2	4%
Male	49	96%
Total:	51	100%

By Parish	
ALLEN	1
ASCENSION	3
BOSSIER	1
CADDO	2
CALCASIEU	2
CONCORDIA	1
EAST BATON ROUGE	8
IBERIA	1
IBERVILLE	1

By Parish	
JEFFERSON	14
LAFAYETTE	2
NATCHITOCHEs	1
ORLEANS	8
RAPIDES	2
ST BERNARD	1
ST CHARLES	1
ST TAMMANY	2
Total:	51

Total Number of Permits Suspended Last Year

By Zip Code	
70001	2
70003	1
70005	1
70053	1
70056	1
70058	2
70065	2
70067	1
70070	1
70080	1
70085	1
70094	3
70115	1
70117	1
70118	1
70119	1
70122	1
70127	1
70131	1
70448	1
70461	1
70506	1
70507	1
70560	1
70605	1
70669	1
70714	2
70734	1
70737	1
70769	1
70806	1
70808	1
70809	1
70811	1

By Zip Code	
70816	3
71105	1
71111	1
71118	1
71334	1
71350	1
71433	1
71457	1
71463	1
Total:	51

Revocations of Permits Last Year

Total Number of Permits Revoked Last Year – 28

Reason For Revocation		
L.A.C. 55:I:1307.C.15	1	Applicant is ineligible to possess a firearm under 18 USC 922(g).
L.A.C. 55:I:1309.D	8	Permittee failed to meet and maintain qualification requirements.
L.A.C. 55:I:1313.B.5	1	Permittee failed to notify the Department within fifteen days of an arrest.
L.A.C. 55:I:1313.B.6	2	Permittee ceased to reside within the state.
L.A.C. 55:I:1313.B.7	4	Permittee failed to return the concealed handgun permit upon suspension.
LAC 55:I:1309.I	1	Any permit issued by the deputy secretary of the Department of Public Safety and Corrections shall be deemed to be the property of the Department and shall be surrendered and returned to the Department upon suspension, revocation or expiration, or when the permittee ceases to reside in the state.
R.S. 40: 1379.3 (R)(1)	3	Permittee failed to notify the Department within fifteen days of an arrest.
R.S. 40:1379.3 (C) (10)	3	Permittee was charged by bill of information for a felony offense.
R.S. 40:1379.3 (C) (5)	1	Permittee suffers from a mental infirmity which prevents the safe handling of a handgun.
R.S. 40:1379.3 (C) (8)	3	Permittee presumed to chronically and habitually use alcoholic beverages to the extent that his normal faculties are impaired.
R.S. 40:1379.3 (C) (9)	1	Permittee convicted of a crime of violence.
Total:	28	

By Age	
21~30	5
31~40	7
41~50	5
51~60	6
61~70	3
71~80	2
Total:	28

By Race		
Asian/Pacific Islander	1	4%
Black	7	25%
American Indian/Alaskan Native	1	4%
Unknown	1	4%
White	18	64%
Total:	28	100%

By Gender		
Female	4	14%
Male	24	86%
Total:	28	100%

Rev. By Parish	
ASCENSION	2
ASSUMPTION	1
BOSSIER	1
CADDO	1
CALCASIEU	1
EAST BATON ROUGE	4
FRANKLIN	1

Rev. By Parish	
JEFFERSON	4
JEFFERSON DAVIS	1
LAFAYETTE	1
LAFOURCHE	1
ORLEANS	3
OUACHITA	2
ST JOHN	1

Rev. By Parish	
ST LANDRY	1
ST TAMMANY	2
OUT OF STATE	1
Total:	28

Revocations of Permits Last Year

By Zip Code	
30075	1
70003	1
70049	1
70056	1
70094	2
70113	1
70125	1
70127	1
70339	1
70373	1
70433	1
70445	1
70549	1
70592	1
70605	1
70737	1
70739	1
70769	1
70810	1
70817	1
70895	1
71106	1
71111	1
71202	1
71291	1
71295	1
71353	1
Total:	28

Denials of Permits Last Year

Total Number of Permits Denied Last Year – 80

Reason For Denial		
18 USC 922 (g)	2	Permittee ineligible to possess a firearm under federal law.
L.A.C. 55:l:1307.B.11	4	Incomplete applications, including failure to pay fees, may result in a delay or denial of a permit.
L.A.C. 55:l:1307.B.13	5	Any false statement or improper notarization contained in any report ... may be cause for denial, suspension, or revocation of the permit.
L.A.C. 55:l:1307.B.2	38	Applicant failed to provide all additional information requested by the department and in considered incomplete.
L.A.C. 55:l:1307.C.15	1	Applicant is ineligible to possess a firearm under 18 USC 922(g).
L.A.C. 55:l:1307.C.5	1	Applicant has been committed, either voluntarily or involuntarily, to an institution for the abuse of a controlled dangerous substance; or was found guilty of, plead guilty or nolo contendere to a crime related to controlled dangerous substances within a five years period prior to application, or be presently under indictment or bill of information.
L.A.C. 55:l:1307.C.6	9	Applicant found to chronically and habitually use alcoholic beverages to the extent that his normal faculties are impaired ... if he has been found guilty of, pled guilty or nolo contendere to DWI within five years of submitting application, or has been committed, either voluntarily or involuntarily, for treatment as an alcoholic.
R.S. 40:1379.3 (C) (10)	5	Permittee was charged by bill of information for a felony offense.
R.S. 40:1379.3 (C) (6)	13	Applicant is ineligible to possess a firearm by virtue of having been convicted of a felony.
R.S. 40:1379.3 (C) (8)	2	Permittee presumed to chronically and habitually use alcoholic beverages to the extent that his normal faculties are impaired.
Total:	80	

By Age	
21~30	21
31~40	22
41~50	15
51~60	12
61~70	10
Total:	80

By Race		
Unknown	1	1%
Black	38	48%
White	41	51%
Total:	80	100%

By Gender		
Female	10	13%
Male	70	88%
Total:	80	100%

Denials of Permits Last Year

By Parish	
ASCENSION	1
AVOUELLES	1
BEAUREGARD	2
CALCASIEU	5
CATAHOULA	1
EAST BATON ROUGE	9
IBERIA	1
JEFFERSON	14
LAFAYETTE	5
LIVINGSTON	1
ORLEANS	21
OUACHITA	2
PLAQUEMINES	1
ST CHARLES	1
ST JOHN	1
ST LANDRY	2
ST MARTIN	1
ST MARY	1
ST TAMMANY	5
TANGIPAHOA	1
VERMILION	2
VERNON	2
Total:	80

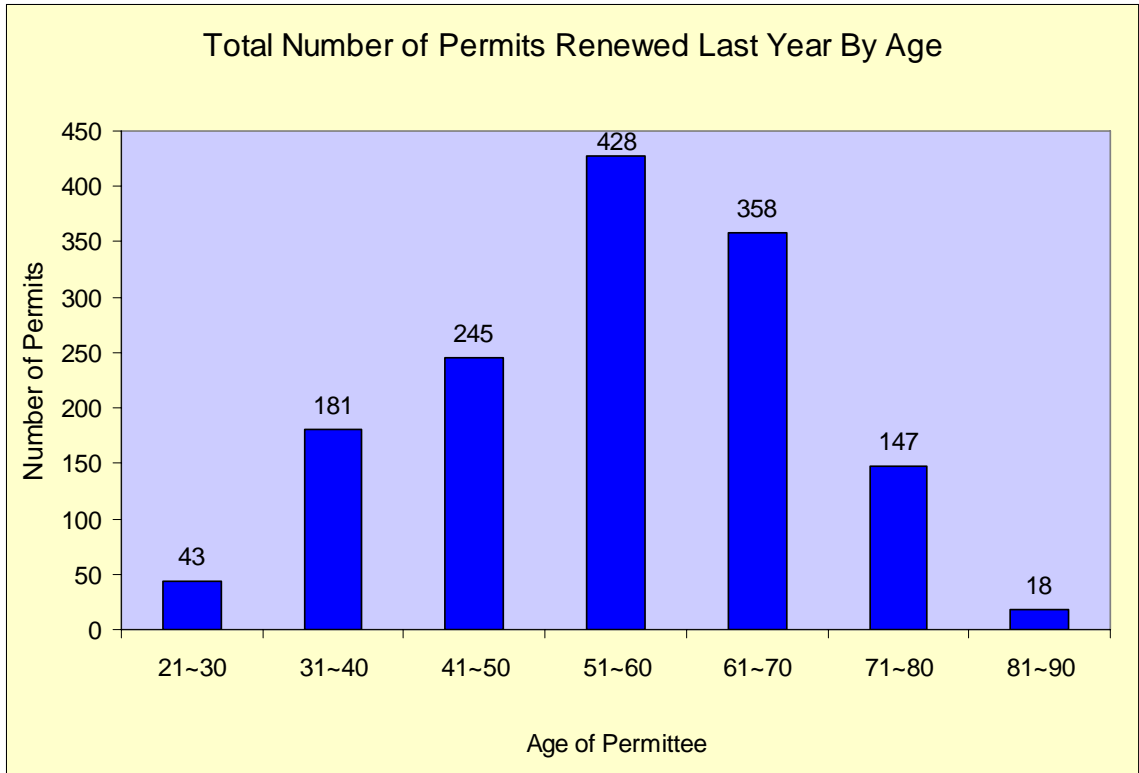
Denials of Permits Last Year

By Zip Code	
70001	2
70005	1
70052	1
70056	2
70058	4
70068	1
70072	2
70083	1
70087	1
70094	1
70114	2
70116	4
70117	7
70119	1
70121	1
70122	2
70123	1
70124	1
70131	2
70185	1
70380	1
70422	1
70433	1
70435	1
70448	1
70458	2
70462	1
70506	3
70508	1
70517	1
70520	1
70525	1

By Zip Code	
70528	1
70555	1
70560	1
70570	1
70601	2
70615	1
70633	1
70634	1
70653	1
70669	1
70714	1
70737	1
70805	3
70810	1
70812	1
70816	2
70820	1
71280	1
71291	1
71343	1
71351	1
71438	1
71446	1
Total:	80

Statistics For Renewal Permits Issued
Last Year

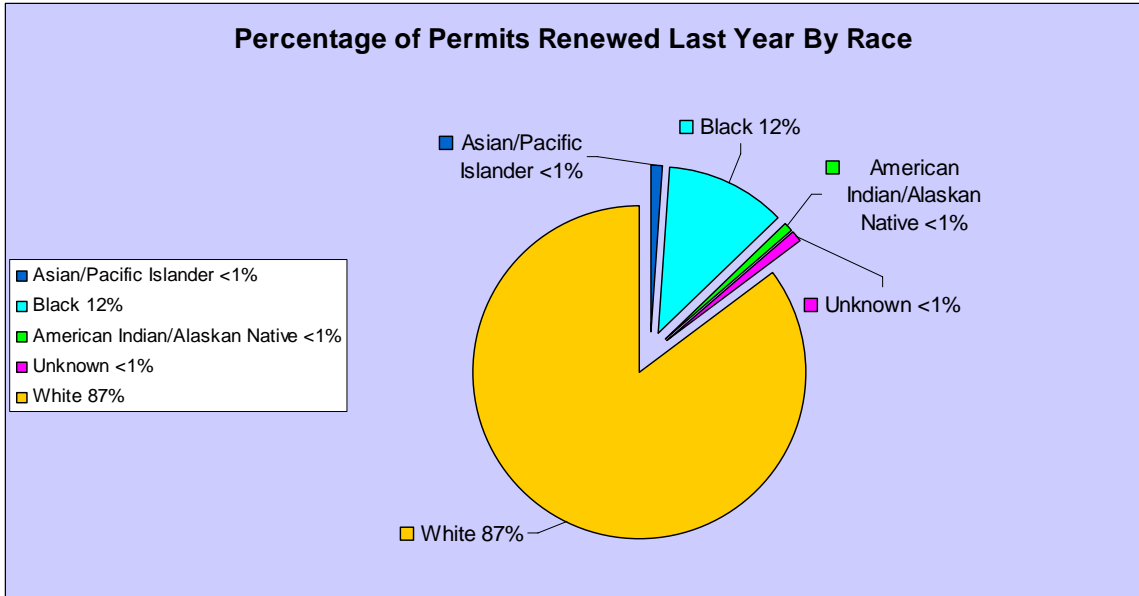
March 1, 2007 to February 29, 2008



Total Number of Permits Renewed Last Year – 1,420

The above chart illustrates the number of permits renewed from March 1, 2007 to February 29, 2008 as categorized by age. The actual numbers are as follows:

By Age	
21~30	43
31~40	181
41~50	245
51~60	428
61~70	358
71~80	147
81~90	18
Total:	1420

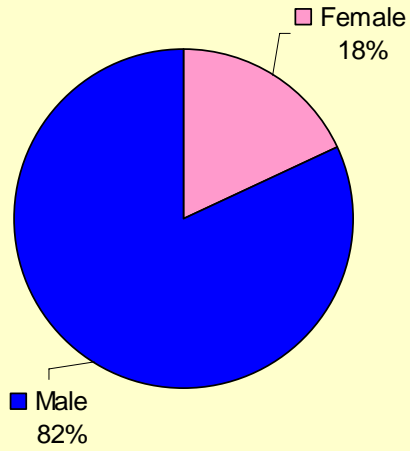


Total Number of Permits Renewed Last Year – 1,420

The above chart illustrates the percentage of renewed permits issued from March 1, 2007 to February 29, 2008 to concealed handgun permit applicants according to National Crime Information Center racial classifications. The actual numbers are as follows:

By Race		
Asian/Pacific Islander	6	<1%
Black	166	12%
American Indian/Alaskan Native	1	<1%
Unknown	6	<1%
White	1241	87%
Total:	1420	100%

Percentage of Permits Renewed Last Year By Gender



Total Number of Permits Renewed Last Year – 1,420

The above chart illustrates the number of renewed permits issued from March 1, 2007 to February 29, 2008 to male and female applicants for a concealed handgun permit. The actual numbers are as follows:

By Gender		
Female	252	18%
Male	1168	82%
Total:	1420	100%

Total Number of Renewal Permits Issued Last Year

By Parish	Issued
ACADIA	9
ALLEN	4
ASCENSION	32
ASSUMPTION	3
AVOUELLES	7
BEAUREGARD	10
BIENVILLE	1
BOSSIER	35
CADDO	59
CALCASIEU	100
CALDWELL	7
CAMERON	1
CATAHOULA	1
CLAIBORNE	1
DE SOTO	1
EAST BATON ROUGE	172
EAST CARROLL	4
EAST FELICIANA	13
EVANGELINE	4
FRANKLIN	4
GRANT	9
IBERIA	15
IBERVILLE	12
JACKSON	8
JEFFERSON	207
JEFFERSON DAVIS	7
LAFAYETTE	81
LAFOURCHE	30
LA SALLE	9
LINCOLN	8
LIVINGSTON	35
MADISON	1
MOREHOUSE	8

By Parish	Issued
NATCHITOCHE	7
ORLEANS	112
OUACHITA	41
PLAQUEMINES	9
POINTE COUPEE	3
RAPIDES	43
RED RIVER	2
RICHLAND	1
SABINE	3
ST BERNARD	5
ST CHARLES	12
ST HELENA	1
ST JAMES	1
ST JOHN	13
ST LANDRY	25
ST MARTIN	14
ST MARY	7
ST TAMMANY	116
TANGIPAHOA	33
TENSAS	1
TERREBONNE	14
UNION	2
VERMILION	7
VERNON	23
WASHINGTON	7
WEBSTER	5
WEST BATON ROUGE	2
WEST CARROLL	2
WEST FELICIANA	6
WINN	3
OUT OF STATE	2
Total:	1,420

Total Number of Renewal Permits Issued Last Year

By Zip Code	
20109	1
30075	1
70001	17
70002	9
70003	22
70005	21
70006	10
70030	1
70032	1
70037	8
70038	1
70043	2
70047	5
70049	1
70053	6
70056	13
70058	21
70062	4
70065	25
70068	8
70069	2
70070	2
70072	29
70075	2
70080	2
70084	2
70087	5
70094	8
70112	1
70113	1
70114	2
70115	12
70116	6
70117	5
70118	6
70119	16

By Zip Code	
70121	6
70122	10
70123	17
70124	5
70125	6
70126	9
70127	5
70128	8
70129	3
70130	4
70131	7
70179	1
70301	15
70339	2
70342	2
70343	1
70345	5
70346	2
70353	1
70355	1
70357	1
70360	6
70363	1
70364	5
70373	1
70374	2
70380	3
70392	2
70394	4
70397	1
70401	7
70403	7
70408	1
70420	9
70427	4
70431	2

By Zip Code	
70433	8
70435	9
70437	4
70438	4
70441	1
70443	3
70444	1
70445	8
70446	5
70447	3
70448	16
70449	2
70452	9
70454	7
70456	1
70458	17
70460	7
70461	13
70462	2
70466	1
70471	9
70501	1
70503	13
70506	21
70507	7
70508	16
70510	2
70512	3
70517	6
70518	4
70520	10
70523	1
70525	3
70526	2
70529	1
70535	6

By Zip Code	
70542	1
70543	2
70544	2
70546	1
70548	3
70549	1
70554	1
70559	1
70560	5
70563	8
70570	10
70577	1
70578	2
70582	3
70583	4
70584	3
70586	3
70589	1
70591	3
70592	6
70596	1
70601	8
70605	25
70607	9
70611	13
70615	5
70633	2
70634	7
70638	2
70647	3
70648	2
70653	1
70655	1
70656	1
70657	2
70661	1

Total Number of Renewal Permits Issued Last Year

By Zip Code	
70663	14
70665	5
70668	4
70669	12
70706	5
70712	2
70714	6
70719	1
70721	1
70722	6
70723	1
70726	14
70730	1
70733	1
70737	8
70739	8
70744	1
70749	1
70750	1
70754	4
70761	2
70764	4
70767	1
70769	16
70770	4
70774	4
70775	4
70776	2
70777	4
70778	1
70780	5
70783	2
70785	8
70791	21
70805	3
70806	9

By Zip Code	
70807	3
70808	8
70809	4
70810	19
70811	3
70814	6
70815	11
70816	18
70817	31
70818	8
70819	3
70820	5
70895	1
71006	7
71019	2
71023	1
71033	2
71037	12
71038	1
71045	1
71047	8
71051	1
71055	3
71060	1
71061	2
71067	1
71070	1
71071	1
71073	1
71078	1
71101	1
71104	2
71105	9
71106	8
71107	9
71108	1

By Zip Code	
71109	3
71111	8
71112	6
71115	1
71118	6
71119	1
71129	4
71160	1
71201	5
71202	2
71203	12
71220	8
71225	2
71226	1
71227	2
71232	1
71238	5
71241	2
71245	1
71251	3
71254	4
71263	2
71269	1
71270	7
71291	9
71292	8
71295	4
71301	5
71302	6
71303	11
71322	1
71323	1
71328	2
71340	1
71341	2
71342	1

By Zip Code	
71350	3
71353	2
71360	8
71362	1
71366	1
71371	3
71403	4
71409	8
71418	4
71422	2
71423	4
71429	2
71432	1
71435	2
71441	1
71446	14
71449	1
71454	1
71456	1
71457	5
71461	1
71462	1
71465	4
71467	5
71474	2
71479	1
71483	1
71485	1
71486	1
Total:	1420